12 Days of Christmas Activities

One free printable a day, December 13 to 24 · Ages 5–8











Your 12-day schedule

Day	Date	Activity	Characters
1	December 13	Shiloh's Snowy Berry Walk (coloring page)	Shiloh & Mr. Bunny
2	December 14	Find the Way to the Cottage (maze)	Shiloh & Mr. Bunny
3	December 15	Little Ways Word Search (word search)	All five books
4	December 16	Connect the Dots: Little Tree (dot-to-dot)	Little Tree
5	December 17	Spot 5 Differences (spot the difference)	Shiloh, Buttercup, Little Tree
6	December 18	My Kindness Checklist (kindness checklist)	Ben, Tiff & Oscar
7	December 19	Design Your Own Ornaments (draw your own ornaments)	Tiff & Little Tree
8	December 20	Two Christmas Wishes (Christmas wish letter)	Shiloh & Buttercup
9	December 21	Who Goes With What? (matching game)	All five books
10	December 22	Count with Little Donkey (counting)	Little Donkey
11	December 23	Make a Paper Star for Little Tree (cut-and-make paper star)	Little Tree
12	December 24	Christmas Eve in the Barn (Christmas Eve bedtime page)	Little Donkey

For parents and teachers

- **Print one page a day** from December 13 to Christmas Eve, or print the whole set at once. Pages are US Letter and print well in black and white.
- **Supplies:** crayons or colored pencils, a pencil, and child-safe scissors with tape for Day 11.
- **Read along:** each page is inspired by a Little Ways We Share Christmas book. Read the story first, then talk about kindness, family, and giving.
- **Answer keys** for the maze, word search, spot the difference, matching, and counting pages are on the last page.
- **Bonus:** look for Shiloh's 5 hidden gold stars on awonderingheartbooks.com, then print a Holiday Hunt Champion certificate!

Copyright 2026 Sheryl Dotson | Magsico Press

DAY 1

Shiloh’s Snowy Berry Walk

DEC 13

Shiloh and Mr. Bunny are gathering berries for Mama’s cake. Color their snowy walk!



One little way I can help my family is...

Copyright 2026 Sheryl Dotson | Magsico Press

DAY 2

Find the Way to the Cottage

DEC 14

The snow hid the path home! Help Shiloh and Mr. Bunny find their way through the snowy woods to the warm, glowing cottage.



START



FINISH



Copyright 2026 Sheryl Dotson | Magsico Press

DAY 3

Little Ways Word Search

DEC 15

Find the 12 Christmas words hidden in the puzzle. Words go across → or down ↓. Check off each word you find!

S	N	O	W	T	S	S	E	L	C	H
U	V	S	L	J	M	S	O	I	J	H
G	E	G	I	F	T	B	S	O	C	J
K	E	L	S	D	I	B	T	U	K	T
I	Y	O	T	O	W	S	N	S	K	R
N	R	V	A	N	S	H	A	H	G	E
D	O	E	R	K	B	A	N	I	O	E
J	S	O	B	E	R	R	Y	L	D	R
B	U	N	N	Y	H	E	A	O	L	F
M	B	I	I	B	N	C	I	H	H	K
K	C	A	T	D	H	W	M	I	K	E

Word Bank

- ☐ SHILOH
- ☐ BUNNY
- ☐ BERRY
- ☐ TREE
- ☐ STAR
- ☐ KIND
- ☐ SHARE
- ☐ GIFT
- ☐ CAT
- ☐ DONKEY
- ☐ SNOW
- ☐ LOVE

Copyright 2026 Sheryl Dotson | Magsico Press
Inspired by all five Little Ways We Share Christmas books

DAY 4

Connect the Dots: Little Tree

DEC 16

Connect the dots from 1 to 28 to finish Little Tree's branches. Then draw his happy face and color him in!

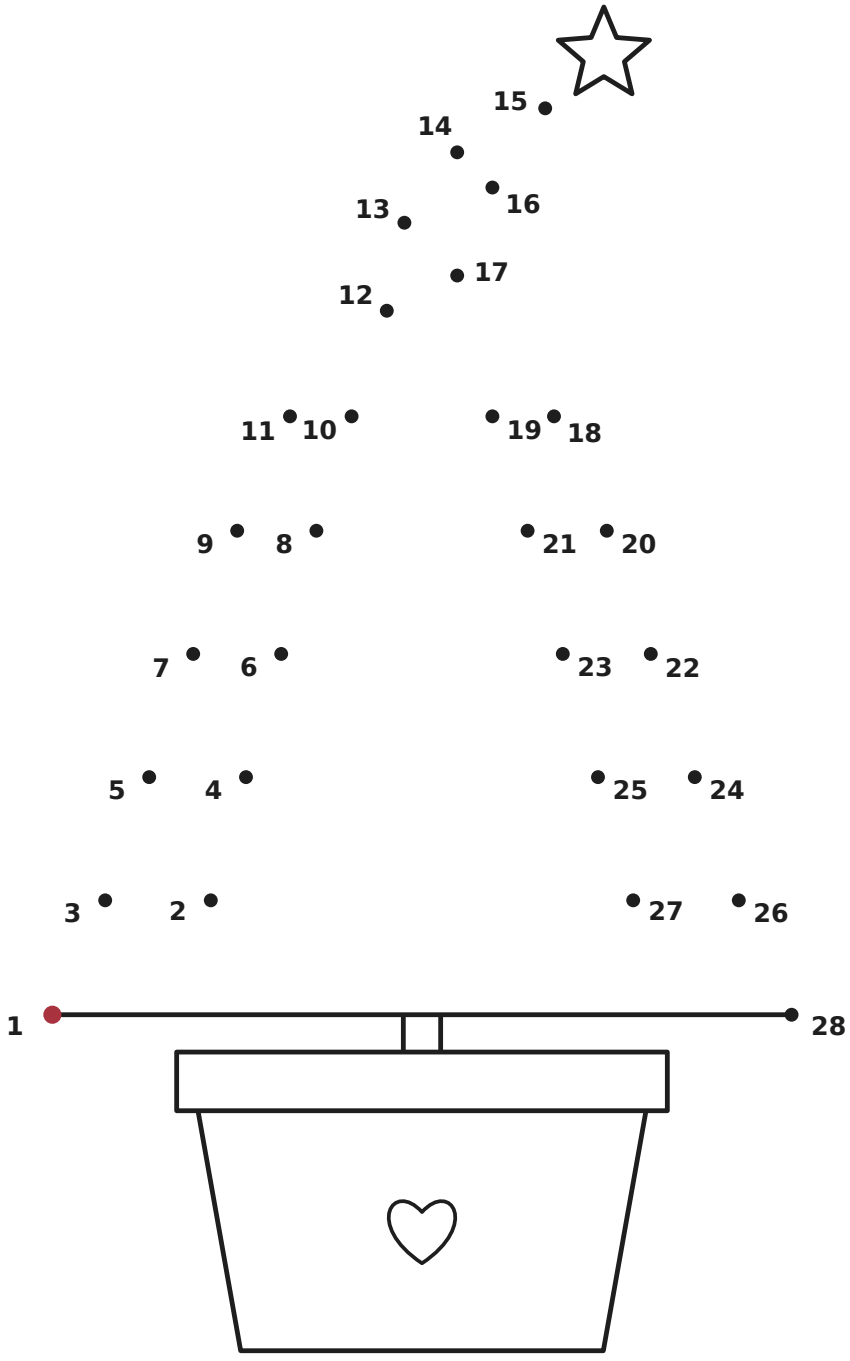

Copyright 2026 Sheryl Dotson | Magsico Press
Inspired by The Little Tree's Christmas Wish (Book 2)

DAY 5

Spot 5 Differences

DEC 17

Shiloh and Buttercup are decorating Little Tree. Look closely! Find and circle 5 things that are different in Picture 2.

Picture 1



Picture 2 **I found:** ☆ ☆ ☆ ☆ ☆



Copyright 2026 Sheryl Dotson | Magsico Press
Inspired by The Little Tree's Christmas Wish and Shiloh & Buttercup: Two Christmas Wishes

DAY 6

My Kindness Checklist

DEC 18

Ben found a secret way to give to his little sister, Tiff. Check a box each time you share a little kindness this week!



Little ways I can share

- [ ] Help wrap a gift
- [ ] Give someone a big hug
- [ ] Share a toy or a treat
- [ ] Read a story to someone
- [ ] Make a card for a neighbor
- [ ] Help care for a pet
- [ ] Say thank you to someone
- [ ] Clean up without being asked
- [ ] Help set the table
- [ ] Say a prayer for someone I love

My own idea: _____

Copyright 2026 Sheryl Dotson | Magsico Press

DAY 7

Design Your Own Ornaments

DEC 19

Tiff loves to paint! Draw your own patterns inside each ornament, like stripes, dots, stars, or hearts. Then color them for Little Tree.



I would give my favorite ornament to: _____

Copyright 2026 Sheryl Dotson | Magsico Press

DAY 8

Two Christmas Wishes

DEC 20

Shiloh wished for a cat. Buttercup wished for a home. Write (or draw) your Christmas wish and a wish for someone else.



Dear _____ **,**

My Christmas wish is...

_____

_____

_____

My wish for someone else is...

_____

_____

_____

Love, _____

Copyright 2026 Sheryl Dotson | Magsico Press

DAY 9

Who Goes With What?

DEC 21

Draw a line from each friend to something from their story.



Shiloh



a forever home



Little Tree



jingle bells



Buttercup



a basket of berries



Ben

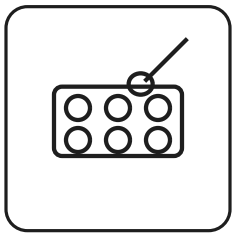

new paints for Tiff



Little Donkey



a star for the top

Copyright 2026 Sheryl Dotson | Magsico Press
Inspired by all five Little Ways We Share Christmas books

DAY 10

Count with Little Donkey

DEC 22

Little Donkey can hardly wait for Christmas! Count each kind of picture and write the number in the box.





How many stars? ☐

How many bells? ☐

How many presents? ☐

How many candy canes? ☐

Copyright 2026 Sheryl Dotson | Magsico Press

DAY 11

Make a Paper Star for Little Tree

DEC 23

Color both stars, cut them out, and slide them together to make a standing 3-D star. Ask a grown-up to help with the scissors.



Star A: cut slit from the top point to the dot

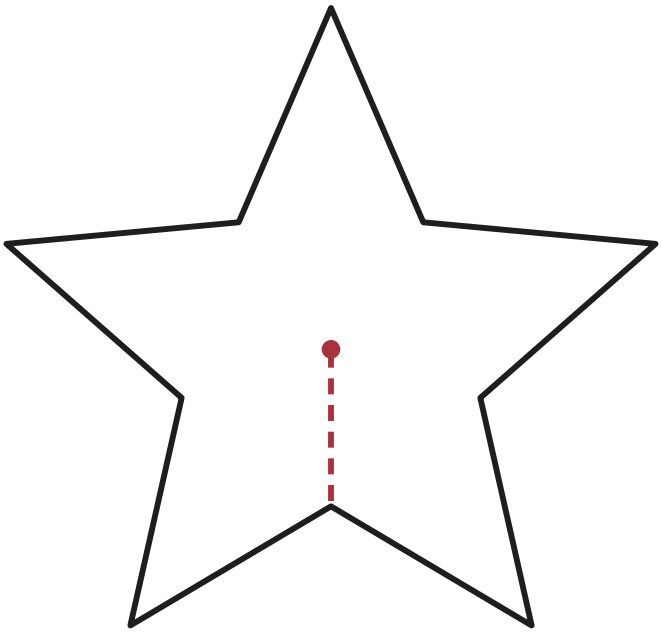

Star B: cut slit from the bottom notch to the dot

How to make your star

✂ **Grown-up help**

1. Color both stars on this side. Add stripes, dots, or hearts if you like!
2. Cut out each star on the solid black line.
3. Cut the red dashed slit on each star, stopping at the red dot.
4. Slide the slit of Star B down into the slit of Star A, so the stars cross.
5. Stand your star on a table, or tape a ribbon loop to the top to hang it.

Copyright 2026 Sheryl Dotson | Magsico Press

DAY 12

Christmas Eve in the Barn

DEC 24

Little Donkey is finally asleep. Color this quiet Christmas Eve, then finish the sentence before bed.



Tonight I am thankful for...

★ **Merry Christmas, and sweet dreams!** ★

Copyright 2026 Sheryl Dotson | Magsico Press

Answer Key

Day 2: Maze

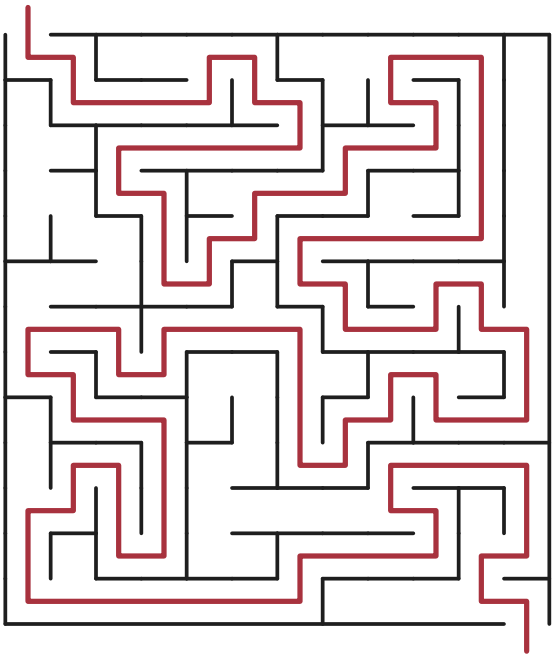

Day 3: Word Search

S	N	O	W	T	S	S	E	L	C	H
U	V	S	L	J	M	S	O	I	J	H
G	E	G	I	F	T	B	S	O	C	J
K	E	L	S	D	I	B	T	U	K	T
I	Y	O	T	O	W	S	N	S	K	R
N	R	V	A	N	S	H	A	H	G	E
D	O	E	R	K	B	A	N	I	O	E
J	S	O	B	E	R	R	Y	L	D	R
B	U	N	N	Y	H	E	A	O	L	F
M	B	I	I	B	N	C	I	H	H	K
K	C	A	T	D	H	W	M	I	K	E

Day 5: Spot 5 Differences (Picture 2)



1. A snowflake is missing from the window
2. A heart on Little Tree’s pot
3. A star hanging on the wall
4. A ball of yarn on the floor
5. A star on the ornament Shiloh is hanging

Day 9: Who Goes With What?

Shiloh → a basket of berries
Little Tree → a star for the top
Buttercup → a forever home
Ben → new paints for Tiff
Little Donkey → jingle bells

Day 10: Count with Little Donkey

Stars: 7
Bells: 5
Presents: 6
Candy canes: 4

Copyright 2026 Sheryl Dotson | Magsico Press